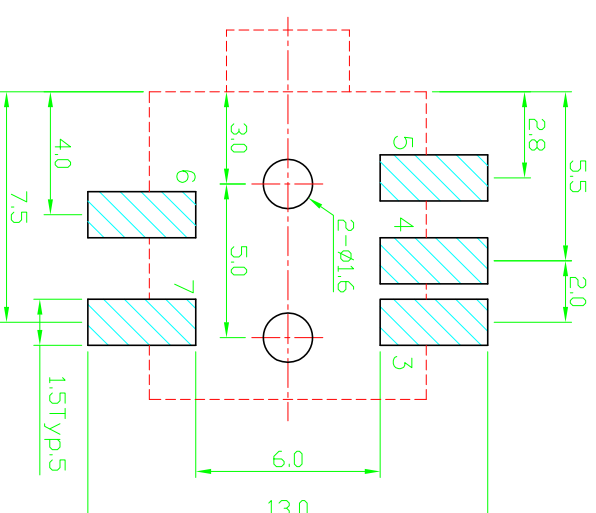
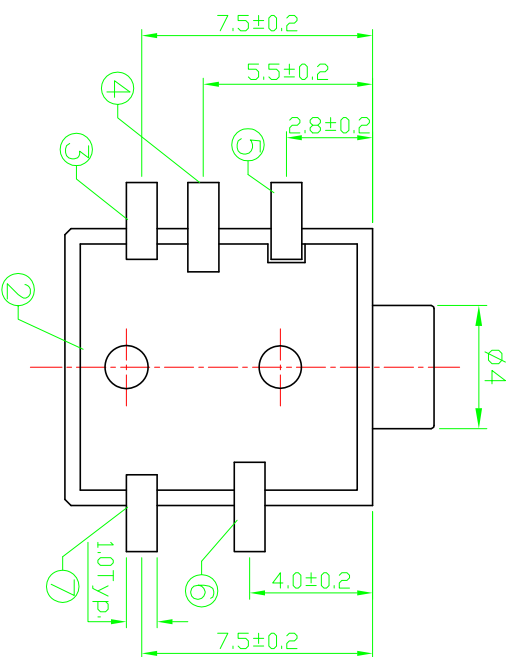
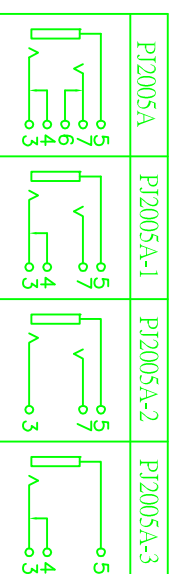


P.C.B LAYOUT
TOP VIEW



SCHEMATIC



- SPECIFICATION**
1. Rating : DC 30V 0.5A
 2. Contact resistance : $\leq 0.03\Omega$
 3. Insulation resistance : $\geq 100M\Omega$ (DC250V)
 4. Withstand voltage : 500VAC
 5. Insertion and extraction force : 3-20N
 6. life test : 5,000 cycles

NO.	DESCRIPTION	QTY	MATERIAL	PLATING
7	SPRING PIECE	1	SUSS301	Ag(Au)-Plating
6	CURVE PIECE	1	H59 BRASS	Ag(Au)-Plating
5	CONTACT FOOT	1	PHOSPHOR BRONZE	Ag(Au)-Plating
4	CURVE PIECE	1	H59 BRASS	Ag(Au)-Plating
3	SPRING PIECE	1	SUSS301	Ag(Au)-Plating
2	COVER	1	PA9T	
1	HOUSING	1	PA9T	

UNLESS OTHERWISE SPECIFIED TOLERANCES ARE	
X	±0.30
XX	±0.20
XXX	±0.10
.X	±30°
.XX	±20°
.XXX	±10°

UNIT: MM	TYPE:	MODEL NO:	PAPER NO: A4	PAGE 1 OF 1
	PHONE JACK	PJ2005A-X		SCALE
DESIGNER BY:				VER
CHECK BY:				1
APPROVED BY:				

承永實業有限公司
BLUE SOURCES ELECTRONICS CO.,LTD.